

Global Collaboration Project with T.E.D Fellows

Final Presentation





**Our project is called
T.E.D. Friends**

WHERE ARE WE? WHO ARE WE?



Türkiye

**Ms. Nasiye
Yamaç Şahin
teaches 5th-8th
graders in
Türkiye**

WHERE ARE WE? WHO ARE WE?



Türkiye

**Ms. Hasret
Katırcıoğlu
teaches 9th
graders in
Türkiye**

WHERE ARE WE? WHO ARE WE?



Italy

Ms. Mariapia
Bianchi
teaches 9th
graders in
Italy.



WHERE ARE WE? WHO ARE WE?



Italy

Ms. Silvia
Tegner teaches
7th-8th graders
in Italy.



WHERE ARE WE? WHO ARE WE?



Romania

Ms. Florica
Serfezeu
teaches 2nd-7th
graders in
Romania.



WHERE ARE WE? WHO ARE WE?



**North
Carolina, US**
**Ms. Consuelo
Johnson**
**teaches 6th-7th
graders in
North Carolina
in the US.**



★ WHERE ARE WE? WHO ARE WE?



**PS 1, The School of
Leadership & Creativity
Brooklyn New York, US**

**We are 5th
Graders! Our
Teacher is Ms.
Mesk.**



Our Goals!

Our Goal was to build relationships amongst our classrooms and help our students think deeply about what learning looks like around the world.

We aimed to do this through:

- Interactive online tools like Padlet & etwinning
- Video calls
- Photo or Video tours of our schools
- Shared projects that feature the various ways we learn about global causes like World Water Day & Earth Day



Building Relationships: Padlet

Between January - March, students in each of our classes were able to interact on a Padlet. Here are some of the observations we made on the padlet:

- The student were highly engaged and eager to share and comment on the padlet.
- Many students noticed they shared more similarities than differences.
- The age differences in the students did not keep the students from interacting.
- It was not difficult to maintain this tool in our classrooms.

The screenshot shows a Padlet board titled "Introducing T.E.D Friends!". The board contains several student introductions, each with a video thumbnail and a text description. The introductions are from students in Turkey, Italy, and the USA. The board also shows a grid of comments and reactions to the posts.

Introducing T.E.D Friends!
Welcome to T.E.D Friends! On this padlet, the students in this virtual exchange are invited to introduce themselves! You can type out your introduction, post a video introduction or post a voice recording introduction. In the subject line of the post, be sure to put your first name and the country you live in. When introducing yourself, please consider sharing your name, age, something you like to do for fun, a fun fact or one holiday tradition you share with your family. You can comment on other student introductions, but please keep your comments kind and considerate. Please post your introduction by January 31, 2024.

Student Asım Teacher Nasye Yamaç Şahin School: Antalya Science and Art center Country: TURKEY
Hi I am Asım. I am twelve years old. I like playing football and tennis. My favorite video games are GTA V and Roblox. My hobbies are swimming. I have brown eyes and brown hair. My favorite footballer is Ronaldo. I live in ANTALYA and I am studying Antalya science and art center.

Student Umur Teacher Nasye Yamaç Şahin, School: Antalya Science And Art Center, Country: Turkey
Hello my name is Umur. My hobbies are football and basketball. I have black hair and brown eyes. My favorite computer games are GTA V, valorant and forza horizon 5. My favorite foods are karabap and tartarini. I live in ANTALYA. I am studying at Science and Art center.

Student Uras Teacher Nasye Yamaç Şahin School: Antalya Science and Art Center
Hi I am Gabriel. I am 15 years old. I have got one brother and one sister. I play football.

Student Osman, Teacher: Nasye Yamaç Şahin , School: Antalya Science and Art Center
I love sports. I'm Robert. I'm 14 years old. I practice kung fu. I like to walk with my dog Jack, and play with the ball. My favorite colour is green.

Student Egem Teacher Nasye Yamaç Şahin
I like to play checkers instead of chess because it's simpler (stupid).

Student Doruk oyal Teacher: Nasye Yamaç School:Antalya science and art center
I have glasses but I don't like to wear them and I like the color blue too.

Student Bilge Teacher Nasye Antalya Science and Art Center
I like the color blue too.

Student: Iker School: Rose Hill- Magnolia Elementary
I only know how to make horchata (Horchata).

Teacher: Johnson School: Rose Hill- Magnolia Elementary
I only know how to make horchata (Horchata).

Student:Guadalupe Country: North Carolina, USA
I like to play checkers instead of chess because it's simpler (stupid).

Student: Jireh , County : North Carolina, USA Teacher : Consuelo Johnson
I have glasses but I don't like to wear them and I like the color blue too.

My name is Alyana I am twelve and I live in North Carolina,USA
A few facts about me are I like arts & crafts. I love love love love pink. My favorite holiday is thanksgiving. My favorite food is the burrito from taco bell with awesome salsa please. My...

My name is Olivia and I am twelve years old and I live in North Carolina,USA and my teacher is Consuelo Johnson
A few facts about me is that my...



Building Relationships: School Tours

Between January - May, students created video or photo tours of their schools asynchronously. They shared out their reactions to those tours through padlet or email.

B. Russell - 1. Newton



ISISTL RUSSELL -
NEWTON
Via De André n 6
Scandicci - FI - Italy




This is Our School!



We have 3 murals that were painted by students. There is a garden. We plant flowers and food in the Spring. We have a sign at the front of our school.

Life as a student at
RHMI



Building Relationships: School Tours


Here are some observations we made as a result of our school tour exchanges:

- As students viewed the tours, they noticed many similarities about the inside of their schools, but noticed many differences about the areas around their schools.
- The students were very inquisitive about the start and end of the school day.



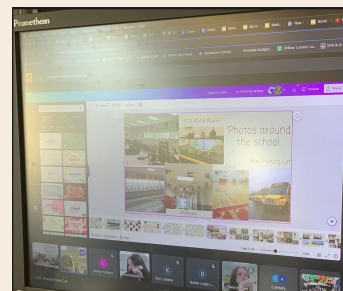
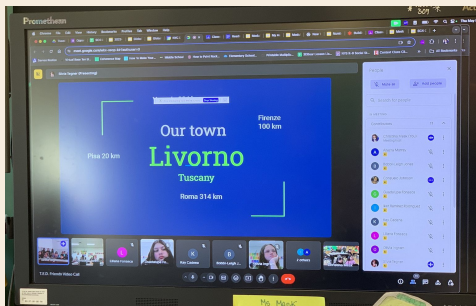

Shared Learning Experiences: World Water Day & Earth Day

Between March and May, each class explored global causes and shared infographics that demonstrated their learning. We shared our reactions asynchronously.



Building Relationships: Video Calls

In May, we attempted to host a multi-class video call!



Building Relationships: Video Calls

Here are some observations we made during our video call:

- The students were very quiet and nervous at first.
- It was helpful to review the school tours before having the students ask each other questions.
- It was not overwhelming to have 3 classes participate, but having more classes might not have been manageable.
- The students were eager to share their favorite colors, subjects and ask questions about what school is like
- The student engagement might have been higher if they had another opportunity to have another video call



Our Conclusions!

Here are some new ideas we had as a result of this Collaboration:

- We may have set too many goals for this collaboration initially, but we were able to adjust throughout the process.
- Communication was difficult at times, but we learned it was important to give each other grace.
- Over time the teachers began to develop a relationship with each other. Our relationships between our classrooms may have been stronger if we had begun with developing our own relationships.
- Extending this project into set partnerships instead of one large group would help with continuing to develop relationships amongst our classes.
- The students walked away seeing more similarities between their schools than differences.
- It was important to let each school use the online tools that were most easily accessible to them.

